



GUEST SAFETY & ACCESSIBILITY GUIDE



Table of Contents

K Y`Wa Y	2	Oxygen Tanks.....	6
General Park Information	3	Safety Warning	6
Service Animals	3	Definitions	7
Guest Services	3	Ridership Criteria	7
Wheelchair Rental	3	Ride Information	9
Segways®	3	Cutback Cove™ & Big Surf Shores™	9
Restrooms.....	3	Kata's Kookaburra Cove®	10
First Aid	3	Loggerhead Lane™	10
Complimentary Life Vests	3	Roa's Rapids®	11
Pool Accessibility	4	Walkabout Waters™	12
Restaurants.....	4	DolphinPlunge®	13
Gift Shops	4	Ihu's Breakaway Falls®	13
Ride Access Information	5	Tassie's Twisters™	14
Height Requirements	5	Omaka Rocka™	15
Casts, Braces and Walking Boots	5	Whanau Way®	15
Prosthetic Devices and Amputations	5	Ray Rush® & Walhalla Wave®	16
Guests of Exceptional Size	6	Taumata Racer®	17
Ride Escorts	6	Kare Kare Curl®	17
Loose Article Policy	6		

WELCOME TO AQUATICA, SEAWORLD'S WATERPARK®

We're glad you're here! This guide provides an overview of services and facilities available for guests with disabilities who are visiting Aquatica. We are committed to providing a safe and enjoyable environment to all guests. Please refer to Guest Services if you have any questions.

At Aquatica, we have a program in place to assist guests with disabilities. Our Ride Accessibility Program matches the individual abilities of our guests to the requirements of each ride. The program is described below.

Ride Accessibility Program (RAP): Is designed to allow guests to fully participate and enjoy our parks while keeping in mind the safety requirements of our rides and attractions. The program was developed based on the requirements of the manufacturer and by evaluating the physical and mental attributes required to safely ride each ride and participate in our other attractions. It is our policy to allow anyone to ride our rides and enjoy our attractions so long as they meet all of these requirements and such that it does not present a potential hazard to the guest or others.

Notice: The information in this guide is subject to change without notice. Please contact an Aquatica team member regarding accessibility prior to entering a particular attraction. You also may wish to visit Guest Services for current information on accessibility and services, or email inquiries to Aquatica@SeaWorld.com.



GENERAL PARK INFORMATION



SERVICE ANIMALS

Service animals are welcome at SeaWorld Parks & Entertainment™ facilities. Service animals are limited to dogs and miniature horses that have been individually trained to do work or perform task for the benefit of an individual with a disability.

Service animals must remain on a leash or harness and/or under the control of its handler at all times and be house broken. If at any time your service animal's behavior is out of control, you will be asked to remove your service animal from the premises. Service animals must remain a reasonable distance from the park's resident animals.

Please be aware that Service Animals are not permitted on any attraction at Aquatica SeaWorld's Waterpark.

"BREAK" AREA FOR SERVICE ANIMALS

For your convenience, a service animal "Relief Area" is located near Guest Services. Please see a team member with questions.

GUEST SERVICES

Guest Services is located at the main entrance of Aquatica.

WHEELCHAIR RENTAL

Wheelchairs and Electric Convenience Vehicles (ECV's) may be rented at Adventure Photo located inside the main entrance. Wheelchairs and ECV's are rented on a first-come, first-served basis. Reservations for wheelchairs are available and must be made at least three days in advance of the planned visit. Reservations can be made online at www.AquaticabySeaWorld.com. Guests may also use their own wheelchairs or ECV's. Please contact Guest Services for additional information.

SEGWAYS

SeaWorld Parks & Entertainment is committed to providing guests a safe and enjoyable experience. Because of different pathway configurations and terrain, as well as large crowds that include small children and strollers, we regret that we cannot permit the use of two-wheeled, self-balancing electric vehicles such as Segways. We are pleased to offer other forms of personal transportation, including Electric Convenience Vehicles, 4-wheeled stand-up electric convenience vehicles and standard wheelchairs. We encourage you to contact Guest Services with any questions you may have.

RESTROOMS

All restrooms are accessible to guests using wheelchairs and are clearly marked with the disabled symbol throughout the park. Companion restrooms are located at each restroom facility in the park.

FIRST AID

Aquatica's First Aid station is located next to Ihu's Breakway Falls. This office is staffed by Emergency Medical Technicians. Team members throughout the park will be happy to call for assistance upon request.

COMPLIMENTARY LIFE VESTS

Weak swimmers, non-swimmers and those under 48 inches tall are recommended to wear a life vest. Only U.S. Coast Guard approved Type II, Type III, and Type V life vests are permitted in Aquatica. Complimentary life vests are provided throughout Aquatica and are U.S. Coast Guard approved.

- A U.S. Coast Guard approved Type II life vest is a buoyant style vest good for calm or inland water and suitable for supervised use in pools and water-parks.
- A U.S. Coast Guard approved Type III and V life vest is a flotation style vest good for calm or inland water and suitable for supervised use in pools and water-parks.

SENSORY IMPAIRMENTS AND AUTISM

Aquatica offers a complete Park Sensory Guide to assist families with children with autism in planning a day at Aquatica. Please visit our website, Information/Reservation Counter or Guest Services for more information or for a copy of our Park Sensory Guide.

RIDE ACCESSIBILITY PROGRAM

Our Ride Accessibility Program (RAP) matches the individual abilities of our guests to the requirements of each ride. RAP is designed to allow guests to fully participate in the enjoyment of our park while keeping in mind the safety requirements of our rides and attractions. To enroll in the RAP program, we recommend you visit Guest Relations, the Information/Reservation Counter, or Guest Services. Once enrolled in this program a special access wristband may be given to provide expedited access onto the attractions via the Quick Queue entrance at participating attractions. The wristband is designed for the enrolled guest and up to three (3) additional guests to enter through the Quick Queue entrance. If party size is larger than four (4) additional Quick Queue wristbands may be purchased based on availability of the product. Not all attractions participate in Special Access/Quick Queue as some are open entries (i.e., Wavepool and rivers).

Quick Queue and Special Access are seasonally available.



RESTAURANTS

While dining at our restaurants, please be aware that most venues offer cafeteria-style service. For guests with special dietary needs, we offer a variety of allergy friendly options throughout our park. You may stop by Guest Services, or any of our meal facilities, to receive an Allergen Card with more detail on our Allergy Friendly program and culinary options for those guests with allergies. The Allergen Cards are pictured here.

For questions before you visit, please contact us at www.aquaticabyseaworld.com. We also suggest you visit meal facilities during non-peak hours or ahead of meal time so that you can be efficiently assisted and served.

For any of our guests that cannot wait in long lines, are unable to access the cafeteria lines or have special dietary needs, please go straight to the cashier (or restaurant hostess) upon arrival and ask to speak with a supervisor for assistance.

GIFT SHOPS

All gift shops are wheelchair accessible. Please ask any team member for assistance. Package Pickup is available at all gift shops. This provides guests the opportunity to shop throughout Aquatica and have their purchases sent to Package Pickup, located at Kiwi Traders for pick-up later in the day.



RIDE ACCESS INFORMATION

At Aquatica, safety is the only consideration that takes precedence over fun! Thrill rides, by their very nature, create forces and speeds that may not be acceptable or tolerable to some guests and may cause injury to some riders with known or unknown pre-existing conditions.

Many theme park rides incorporate safety systems designed by the manufacturer to accommodate people of average physical stature and body proportion. These systems may place restrictions on the ability of an individual to safely experience the ride. In general, you should ride only if you are in good health. Do not ride if you know or suspect you may be pregnant, have high blood pressure, heart, neck or back problems, motion sickness, recent surgery or any other medical condition that may be affected by the features of the ride. You should not ride if you have any impairment or condition that would prevent the normal use of the attraction or inability to follow any safety requirement.

In order to ride, guests must be able to maintain the proper riding position throughout the ride, keeping their head upright and their back against the tube of the raft. Guests must be able to hold on tight and keep their hands, arms, legs and feet down and within the confines of the tube or raft at all times. Guests must be able to demonstrate a willingness and ability to comply with verbal and written rider requirements. The rider requirements and health restrictions are listed at the entrance of each ride.

Guests with casts or braces will be restricted from riding certain rides where the cast or brace may present a hazard to the guest or slides. Please consult with our Guest Services staff for more information or if in doubt about your ability to safely experience a ride.

Aquatica team members can offer assistance steadying a guest transferring to or from a wheelchair. They may not lift or assist in lifting anyone using a wheelchair. All guests must be able to board a ride themselves or with help from a member of their party. The maturity level of any rider must be considered prior to riding.

HEIGHT REQUIREMENTS

Height requirements are posted at each attraction. Your child may be measured at the height check station located at the Concierge Cabana. All guests, including those using wheelchairs, must meet the height requirement.

CASTS, BRACES AND WALKING BOOTS

Guests with a full arm cast, full leg cast or braced arm cast may be restricted from riding certain rides and should refer to the Ride Information section of this guide for details.

PROSTHETIC DEVICES AND AMPUTATIONS

Guests with any type of prosthesis should ensure it is properly secured before riding any ride. Padding will be required for exposed metal on prosthetic devices. Please contact Guest Services to determine specific ability to ride any ride.



GUESTS OF EXCEPTIONAL SIZE

Riders must be able to maintain proper riding position. Safety guidelines have been designed by the manufacturer to accommodate people of average physical stature and body proportion. These guidelines may place restrictions on the ability of an individual to safely experience the attraction. Extremely large or small individuals may not be safely accommodated by these guidelines. Our goal is to accommodate everyone who can safely participate in any of Aquatica's attractions.

RIDE ESCORTS

Ride escorts may be required due to mechanical problems, weather conditions or power interruption. If a ride escort is required, guests may need to negotiate stairs from the highest point of the ride. Guests will need to remain seated, pushing themselves forward with their hands to descend down the slide. Guests requiring assistance during the ride escort, may be escorted last in order to expedite the ride escort process. Please inquire about specific procedures prior to boarding a particular attraction.

LOOSE ARTICLE POLICY

Loose articles may be permitted on attractions as long as the rider can maintain the proper riding position. We recommend that all loose articles are left in a locker or with a non-rider. Aquatica is not responsible for lost or damaged articles. All found articles are returned to Guest Services at the end of the night.

OXYGEN TANKS


Due to the dynamics and certain characteristics of the pools and attractions, oxygen tanks are not permitted.

SAFETY WARNING

BEFORE EXPERIENCING A RIDE PLEASE NOTE ALL SAFETY WARNINGS BOTH VERBAL AND WRITTEN FOR EACH RIDE, SUCH AS:

- Please exercise caution in participating in each attraction, watching your step while loading/unloading in the attraction.
- Please obey all instructions given by guards.
- Keep all parts of your body inside the ride at all times.
- You are responsible for your personal property.
- Finish food and beverages before boarding.
- Proper swimsuit is required; clothing with zippers, buckles, buttons, denim and rivets are prohibited. Water shoes and swimming material shirts maybe worn. Cotton, sport shorts and wetsuits are not permitted on body slides.
- Each attraction has a posted restriction sign at the attraction entrance. Please review these closely. If you have any questions, please see an Aquatica team member for more details.


No smoking while in line or while riding. Smoking is prohibited, except in the designated area by Omaka Rocka and at the bottom of Ray Rush and Walhalla Wave.



DEFINITIONS

Every ride entrance lists height requirements and special instructions regarding the ride. Aquatica uses the following terms:

- **Supervising Companion:** A supervising companion is someone who physically and mentally meets all the requirements to ride the ride themselves and is 14 years of age or older.
- **Accompanied by:** Whenever a guest needs accompaniment, the accompanying person must meet all the ride requirements, as well as assist the guest. This includes helping the guests in the boarding and exiting of the ride, assisting the guest in maintaining postural control while riding, and assisting the guest down stairs, catwalks or ladders in case of a ride escort.
- **Hand-Held Infant:** A hand-held infant is a child who is unable to the ride unit independently or maintain independent seated postural control.
- **Functioning Extremity:** A functioning extremity is a limb over which a person has control. A prosthetic device is considered a functioning extremity.
- **Ability to hold on or brace:** Ability to use one's arms to maintain a grasp on an assist bar and support one's body during normal and emergency procedures on a ride and to use one's legs to brace to maintain a seated position during the forces of the ride.



RIDERSHIP CRITERIA

The ability for a disabled guest to ride certain rides or attractions is evaluated based on certain criteria which may include manufacturer's requirements and other safety considerations. Some of those may include the following:

1. **Ability to maintain the proper riding position throughout the ride.** The guest must have the body and spinal control to maintain the proper riding position throughout the ride without the aid of other people or devices and be able to maintain the proper riding position even during bumping or other characteristic movements of the ride.
2. **Weight distribution to allow the restraint device to function as designed.** The weight distribution of the guest's body must not interfere with any of the ride or attraction's safety and restraint devices as they were designed.
3. **Control of upper torso – including head and neck.** The guest must have sufficient muscle control to support their head, neck and upper torso in the proper position during the ride or attractions' designed dynamic motions.
4. **Ability to hold on with one functioning hand.** A functioning hand is an upper extremity or prosthesis with fingers that have the ability to grasp the restraint device and exhibits good grip control, the ability to brace and is strong enough to maintain the proper riding position throughout the duration of the ride.
5. **Ability to hold on with two functioning hands.** Ability to hold on with two functioning hands as described above.
6. **Ability to hold on with one functioning arm.** A functioning arm is an upper extremity or prosthesis that has the ability to arm-grip the restraint device by wrapping the arm around the restraint device and is strong enough to allow the guest to maintain the proper riding position throughout the duration of the ride.
7. **Ability to hold on with two functioning arms.** Ability to hold on with two functioning arms as described above.

8. **Ability to brace self with one functioning leg.** Guest must have one functioning leg, natural or prosthetic, for bracing their body during the course of the ride or attraction.
9. **Ability to brace self with two functioning legs.** Guest must have two functioning legs, natural or prosthetic, to be used for bracing their body during the course of the ride or attraction and maintaining balance when entering and exiting a ride or attraction.
10. **Minimum of two functioning extremities.** Guest must have a minimum of two functioning extremities, natural or prosthetic (two arms, two legs, or one arm and one leg), to brace themselves during the ride and assist in entering and exiting the ride or attraction.
11. **Minimum of three functioning extremities.** Guest must have a minimum of three functioning extremities, natural or prosthetic (two legs and an arm or two arms and a leg) to allow the guest to brace in a tripod manner during the ride.
12. **Ability to enter and exit the ride without endangering self or others.** Guest must be able to enter and exit the ride without jeopardizing themselves or others and to assist with their own evacuation, if necessary. This may include entering through an exit or having someone aid him or her in boarding. If a guest has to be lifted in and out of a ride unit, they must be accompanied by a supervising companion who is accustomed to doing this. For the safety of ride or attraction operators and the guest, our operators are instructed not to perform this function, other than in children's ride areas.
13. **Appropriate Observed Conduct.** Guest must demonstrate appropriate observed conduct by indicating a willingness and ability to understand, participate in and follow all rider requirements. Appropriate observed conduct may include but not be limited to, maintaining the proper riding position, attention to and compliance with safety instructions, proper use of restraints and safety equipment and a willingness to participate in the attraction.

In addition to the basic physical and mental requirements defined, each ride is evaluated relative to specific temporary conditions which may prevent a guest from safely riding a particular ride. Some of the specific conditions evaluated include:

- Cervical collar or neck brace
- Broken collar bone
- Full arm cast
- Braced arm cast
- Lower arm cast
- Full leg cast
- Lower leg cast
- Bilateral abduction leg casts (brace between legs)
- The suitability of safely carrying hand-held infants on each ride



RIDE INFORMATION

The following descriptions are designed to give you information on the type of actions caused by various rides along with their unique physical restrictions. If you enrolled in the Ride Accessibility Program, follow the directions listed under each ride below.

CUTBACK COVE & BIG SURF SHORES

One thing that makes Aquatica, SeaWorld's Waterpark so unique, make that two things, are the giant, side-by-side wave pools you won't find anywhere else in the U.S. At Cutback Cove, the waves are always rolling, and the action's always high. At Big Surf Shores, the surf can be high or slow and easy. Water depth will range from zero inches to six feet, six inches deep. One wave pool will always be open; the second wave pool is opened seasonally

RIDE ACCESS

Guests using wheelchairs may access either wave pool from the zero depth beach entry or use the access ramps located on the sides of the each wave pool. Handrails are provided at each access ramp. Guest must transfer themselves out of their chair to access the pool. Guests may need assistance from a member of their party to complete this process.

HEIGHT REQUIREMENT

There is no height requirement. Weak or non-swimmers should not go beyond the posted black line. Weak swimmers, non-swimmers, and those under 48 inches are recommended to wear a life vest. Only U.S. Coast Guard approved Type II and Type III life vests are permitted at Aquatica.

RIDE RESTRICTIONS

For your safety, you should experience this attraction only if you are in good health. Guests who know or suspect they may be pregnant, have high blood pressure, heart conditions, neck or back problems, recent surgery or any other impairment or medical condition that may be affected by the features on this attraction or prevent the normal use of this attraction, shall not experience this attraction.


PHYSICAL RESTRICTIONS

In order to access Cutback Cove & Big Surf Shores, guests must meet the following criteria previously defined:

- Control of upper torso – including head and neck (3)*
- Ability to enter and exit the ride without endangering self or Other (12)*
- Appropriate observed conduct (13)*

Full or braced arm casts, full and lower leg casts, or brace between legs are not permitted. Pad required for wrist or forearm casts and exposed metal on prosthetic devices.

*(*An accompanying supervising companion may assist if they fit the criteria for the category.)*



KATA'S KOOKABURRA COVE

If you're a kid, Kata's Kookaburra Cove is the coolest place in the park to be. Named for a little bitty bird with a big call that sounds like someone tickled its funny bone, this kooky, quirky cove has a way of making even a grown-up want to jump right in and play. With a beginner's body slide, water spouts and silly spilly rides, kids can laugh it up all day long- and so can you!

RIDE ACCESS


Guests enter through zero depth entry, however chairs and wheelchairs are not permitted in the pool. Maximum water depth is 2 feet.

HEIGHT REQUIREMENT

There is no height requirement for the pool area, but children must be under 48 inches to experience the pool area and slides in the immediate area (Slider Rider/Racer Chaser/Slippity Dippity/Zippity Zappity. Adult/guardian must be accompanied by a child.

RIDE RESTRICTIONS

For your safety, you should experience this attraction only if you are in good health. Guests who know or suspect they may be pregnant, have high blood pressure, heart conditions, neck or back problems, recent surgery or any other impairment or medical condition that may be affected by the features on this attraction or prevent the normal use of this attraction, shall not experience this attraction.



PHYSICAL RESTRICTIONS

In order to access Kata's Kookaburra Cove pool area and immediate slides in the area, guests must meet the following criteria previously defined:

- Ability to maintain proper riding position throughout the ride (1)*
- Control of upper torso – including head and neck (3)*
- Ability to enter and exit the ride without endangering self or other (12)*
- Appropriate observed conduct (13)*

Pad recommended for casts. Pad required if exposed metal on prosthetic devices.

*(*An accompanying supervising companion may assist if they fit the criteria for the category.)*

LOGGERHEAD LANE

Take a load off your feet and hop on a lazy river ride down Loggerhead Lane. This leisurely raft ride takes you through an underwater world colored by exotic tropical fish.

RIDE ACCESS

Guests using wheelchairs may use the zero depth ramps with railings to enter/exit the river; however they must transfer themselves on to a tube or out of their chair to cruise the river. A separate stairway entry is also provided to enter/exit the river. Guests may need assistance from a member of their party to complete this process. Maximum water depth is 3 feet.

HEIGHT REQUIREMENT

Guests under 48 inches are recommended to wear a life vest.

RIDE RESTRICTIONS

For your safety, you should experience this attraction only if you are in good health. Guests who know or suspect they may be pregnant, have high blood pressure, heart conditions, neck or back problems, recent surgery or any other impairment or medical condition that may be affected by the features on this attraction or prevent the normal use of this attraction, shall not experience this attraction.

PHYSICAL RESTRICTIONS

In order to access Loggerhead Lane guests must meet the following criteria previously defined:

- Ability to maintain proper riding position throughout the ride (1)*
- Control of upper torso – including head and neck (3)*
- Ability to enter and exit the ride without endangering self or other (12)*
- Appropriate observed conduct (13)*

Full or braced arm casts, full and lower leg casts, or brace between legs are not permitted. Pad required for wrist or forearm casts and exposed metal on prosthetic devices.

*(*An accompanying supervising companion may assist if they fit the criteria for the category.)*

ROA'S RAPIDS

Roa's Rapids race you along an action river ride through the white waters of Aquatica, SeaWorld's Waterpark. Get ready for an awesome adventure through a roaring sea of high tides, swirling whirlies, and gushing geysers - all at speeds that leave ordinary river rides eating this one's wake.

RIDE ACCESS

Guests using wheelchairs may use the zero depth entries to enter/exit the river. Guest must transfer themselves out of their chair to access the river. Guests may need assistance from a member of their party to complete this process. Guest may use pool lift to enter/exit the river located at the river entry near the beach area. Stairs are also provided to enter/exit the river. Maximum water depth is 3 feet 9 inches.

HEIGHT REQUIREMENT

Guests under 51 inches are recommended to wear a life vest. Only U.S. Coast Guard approved Type II and Type III life vests are permitted at Aquatica.

RIDE RESTRICTIONS

For your safety, you should experience this attraction only if you are in good health. Guests who know or suspect they may be pregnant, have high blood pressure, heart conditions, neck or back problems, recent surgery or any other impairment or medical condition that may be affected by the features on this attraction or prevent the normal use of this attraction, shall not experience this attraction.

PHYSICAL RESTRICTIONS

In order to access Roa's Rapids, guests must meet the following criteria previously defined:

- Ability to maintain proper riding position throughout the ride (1)
- Ability to hold on with one functioning hand (4)
- Control of upper torso – including head and neck (3)
- Ability to enter and exit the ride without endangering self or other (12)*
- Appropriate observed conduct (13)*

Pad recommended for casts. Pad required if exposed metal on prosthetic devices.

*(*An accompanying supervising companion may assist if they fit the criteria for the category.)*



WALKABOUT WATERS

With its whimsical character and a seemingly endless sea of fun, Walkabout Waters is one of the most talked-about places in the park for kids. This towering, 60-foot-tall rain fortress is bursting with color, excitement, and adventures waiting to begin.

RIDE ACCESS

Guests using wheelchairs may use the zero depth entries to enter/exit this attraction. Guest must transfer themselves out of their chair to access the attraction. Guests may need assistance from a member of their party to complete this process. Guest must be able to ascend/descend stairs to access water fortress area and slides. Maximum water depth for play area is 1 foot 3 inches. Maximum water depth for splash pool area is 3 feet 6 inches.

HEIGHT REQUIREMENT

There is no height requirement for the play area portion of this attraction. Children under 6 years of age must be accompanied by a supervising companion. Guests under 48 inches tall must wear a life vest. Height requirements for slides in the water fortress structure are as follows:

- Open Slides ending in a run out –Guests must be 36 inches tall
- Open Slides over 8 feet tall ending in a splash pool –Guests must be 42 inches tall.
- Enclosed Slides over 8 feet tall ending in a splash pool – Guests must be 48 inches tall.
- Life vests are not permitted on enclosed slides.

RIDE RESTRICTIONS

For your safety, you should experience this attraction only if you are in good health. Guests who know or suspect they may be pregnant, have high blood pressure, heart conditions, neck or back problems, recent surgery or any other impairment or medical condition that may be affected by the features on this attraction or prevent the normal use of this attraction, shall not experience this attraction.

PHYSICAL RESTRICTIONS

In order to access Walkabout Waters, guests must meet the following criteria previously defined:

- Ability to maintain proper riding position throughout the ride (1)*
- Control of upper torso – including head and neck (3)*
- Ability to enter and exit the ride without endangering self or other (12)*
- Appropriate observed conduct (13)*

Full or braced arm casts, full and lower leg casts, or brace between legs are not permitted. Pad required for wrist or forearm casts and exposed metal on prosthetic devices.

(*An accompanying supervising companion may assist if they fit the criteria for the category.)



DOLPHIN PLUNGE

Two side-by-side enclosed tube slides send you racing through an underwater world that is home to a playful pod of beautiful black-and-white Commerson's Dolphins. Known for their playful nature and electrifying speed, you may well see them racing right alongside you as you zoom by.

RIDE ACCESS

Guests using wheelchairs will need to transfer from their wheelchair to ascend or descend the steps of the tower. In addition to this, guests will need to be able to position themselves appropriately on the slide and exit the splash pool. Maximum water depth is 3 feet 6 inches.

HEIGHT REQUIREMENT

Riders must be at least 48 inches tall to ride. Life vest are not permitted on Dolphin Plunge.

RIDE RESTRICTIONS

For your safety, you should experience this attraction only if you are in good health. Guests who know or suspect they may be pregnant, have high blood pressure, heart conditions, neck or back problems, recent surgery or any other impairment or medical condition that may be affected by the features on this attraction or prevent the normal use of this attraction, shall not experience this attraction. Riders must not exceed 300 lbs.

PHYSICAL RESTRICTIONS

In order to access Dolphin Plunge, guests must meet the following criteria previously defined:

- Ability to maintain proper riding position throughout the ride (1)
- Control of upper torso – including head and neck (3)
- Ability to hold on with one functioning arm (6)
- Ability to brace self with one functioning leg (8)
- Ability to enter and exit the ride without endangering self or others (12)
- Appropriate observed conduct (13)

Full or braced arm casts, full or lower leg casts, forearm casts, or brace between legs are not permitted. Pad required if exposed metal on arm prosthetic devices. Leg prosthetic devices are not permitted.

*(*An accompanying supervising companion may assist if they fit the criteria for the category.)*

IHU'S BREAKAWAY FALLS

Brave the watery free-fall on the all-new drop slide, Ihu's Breakaway Falls - the tallest, steepest and only multi-drop tower of its kind in Orlando. Face your fear and each other. You never know who's going to breakaway first, all you know is it's going to be one wild ride.

RIDE ACCESS

Guests using wheelchairs will need to transfer from their wheelchair to ascend or descend the steps of the tower. In addition to this, guests will need to be able to position themselves appropriately on the slide and exit the splash pool. Maximum water depth is 3 feet 6 inches.

HEIGHT REQUIREMENT

Riders must be at least 48 inches tall to ride. Life vest are not permitted on Ihu's Breakaway Falls.

RIDE RESTRICTIONS

For your safety, you should experience this attraction only if you are in good health. Guests who know or suspect they may be pregnant, have high blood pressure, heart conditions, neck or back problems, recent surgery or any other impairment or medical condition that may be affected by the features on this attraction or prevent the normal use of this attraction, shall not experience this attraction. Riders must not exceed 300 lbs.

PHYSICAL RESTRICTIONS

In order to access Ihu's Breakaway Falls, guests must meet the following criteria previously defined:

- Ability to maintain proper riding position throughout the ride (1)
- Control of upper torso – including head and neck (3)
- Ability to hold on with one functioning arm (6)
- Ability to brace self with one functioning leg (8)
- Ability to enter and exit the ride without endangering self or others (12)
- Appropriate observed conduct (13)

Full or braced arm casts, full or lower leg casts, forearm casts, or brace between legs are not permitted. Pad required if exposed metal on arm prosthetic devices. Leg prosthetic devices are not permitted.

TASSIE TWISTER

Tassie's Twisters is one of the wackiest rides we've ever imagined. In fact, getting there is part of the fun. From the Loggerhead Lane lazy river, you'll make your way to the island in the center and climb to the tower. Once you get to the top, lightning fast tubes shoot you into a giant bowl, where you'll spin, and spin, and spin, until you're finally spun back out into the lazy river. You've never seen- or felt- anything quite like

RIDE ACCESS

Guest must enter Loggerhead Lane and float downstream to the Tassie Twister entrance located on an island in the middle of the river. Guests using wheelchairs may use the zero depth ramps with railings to enter/exit the river; however they must transfer themselves on to a tube or out of their chair to cruise the river. A separate stairway entry is also provided to enter/exit the river. Guests may need assistance from a member of their party to complete this process. Guests will then float downstream to the Tassie Twister entrance. Guests will need to transfer from the tube and ascend or descend the steps of the tower. Guests will need to enter/exit the slide start tub and transfer back into the ride tube. Maximum water depth is 3 feet.

HEIGHT REQUIREMENT

Riders must be able to maintain proper riding position unassisted. Riders under 48 inches tall are must to wear a life vest.

RIDE RESTRICTIONS

For your safety, you should experience this attraction only if you are in good health. Guests who know or suspect they may be pregnant, have high blood pressure, heart conditions, neck or back problems, recent surgery or any other impairment or medical condition that may be affected by the features on this attraction or prevent the normal use of this attraction, shall not experience this attraction.

PHYSICAL RESTRICTIONS

In order to access Tassie Twister, guests must meet the following criteria previously defined:

- Ability to maintain proper riding position throughout the ride (1)
- Control of upper torso – including head and neck (3)
- Ability to hold on with one functioning hand (4)
- Ability to brace self with one functioning leg (8)
- Ability to enter and exit the ride without endangering self or others (12)
- Appropriate observed conduct (13)

Full or braced arm casts, full and lower leg casts, or brace between legs are not permitted. Pad required for wrist or forearm casts and exposed metal on prosthetic devices.

*(*An accompanying supervising companion may assist if they fit the criteria for the category.)*

OMAKA ROCKA

Experience Omaka Rocka, a water slide in which riders speed down flumes into massive funnels, sliding high up one side and then the other.

RIDE ACCESS

Guests using wheelchairs will need to transfer from their wheelchair to ascend or descend the steps of the tower. In addition to this, guests will need to enter/exit the slide start tub and transfer on to the ride tube. Guests will need to exit the slide splash pool. Maximum water depth is 1 foot.

HEIGHT REQUIREMENT

Riders must be at least 48 inches tall to ride. Rider cannot exceed 250 lbs.

RIDE RESTRICTIONS

For your safety, you should experience this attraction only if you are in good health. Guests who know or suspect they may be pregnant, have high blood pressure, heart conditions, neck or back problems, recent surgery or any other impairment or medical condition that may be affected by the features on this attraction or prevent the normal use of this attraction, shall not experience this attraction. Single riders must not exceed 250 lbs. Single riders only.

PHYSICAL RESTRICTIONS

In order to access Omaka Rocka, guests must meet the following criteria previously defined:

- Ability to maintain proper riding position throughout the ride (1)
- Control of upper torso – including head and neck (3)
- Ability to hold on with one functioning hand (4)
- Ability to brace self with one functioning leg (8)
- Ability to enter and exit the ride without endangering self or others (12)*
- Appropriate observed conduct (13)

Full or braced arm casts, full and lower leg casts, or brace between legs are not permitted. Pad required for wrist or forearm casts and exposed metal on prosthetic devices.

*(*An accompanying supervising companion may assist if they fit the criteria for the category.)*

WHANAU WAY

This quadruple slide tower offers riders four different high-speed experiences. In the isles of the South Seas, Whanau means extended family, which is what you'll feel like after diving down the slides on double inner tubes together. Look out below!

RIDE ACCESS

Guests using wheelchairs will need to transfer from their wheelchair to ascend or descend the steps of the tower. In addition to this, guests will need to enter/exit the slide start tub and transfer on to the ride tube. Guests will need to exit the slide splash pool. Maximum water depth is 3 feet 6 inches.

HEIGHT REQUIREMENT

Riders must be able to maintain proper riding position unassisted. Riders under 48 inches tall are must to wear a life vest.

RIDE RESTRICTIONS

For your safety, you should experience this attraction only if you are in good health. Guests who know or suspect they may be pregnant, have high blood pressure, heart conditions, neck or back problems, recent surgery or any other impairment or medical condition that may be affected by the features on this attraction or prevent the normal use of this attraction, shall not experience this attraction. Single or double riders. Double riders must not exceed a combined 400 lbs total.

PHYSICAL RESTRICTIONS

In order to access Whanau Way, guests must meet the following criteria previously defined:

- Ability to maintain proper riding position throughout the ride (1)
- Control of upper torso – including head and neck (3)
- Ability to hold on with one functioning hand (4)
- Ability to brace self with one functioning leg (8)
- Ability to enter and exit the ride without endangering self or others (12)*
- Appropriate observed conduct (13)

Full or braced arm casts, full and lower leg casts, or brace between legs are not permitted. Pad required for wrist or forearm casts and exposed metal on prosthetic devices.

*(*An accompanying supervising companion may assist if they fit the criteria for the category.)*

RAY RUSH & WALHALLA WAVE

Triple your fun with the three-in-one thrills of Ray Rush, new at Aquatica Orlando. Ray Rush is the fully-loaded water adventure with three ways to slide, splash and soar like never before.

Walhalla Wave is a thrilling ride for the whole family, zooming you through a 6-story maze of twists, turns, and tunnels before you surge back out into daylight.

RIDE ACCESS

Guests using wheelchairs will need to transfer from their wheelchair to ascend or descend the steps of the tower. In addition to this, guests will need to enter/exit the slide start tub and transfer on to the ride tube. Guests will need to exit the slide splash pool. Maximum water depth is 2.3 feet.

HEIGHT REQUIREMENT

Riders must be at least 42 inches tall to ride. Rides between 42 inches and 48 inches are recommended to wear a life vest.

RIDE RESTRICTIONS

For your safety, you should experience this attraction only if you are in good health. Guests who know or suspect they may be pregnant, have high blood pressure, heart conditions, neck or back problems, recent surgery or any other impairment or medical condition that may be affected by the features on this attraction or prevent the normal use of this attraction, shall not experience this attraction.

Ray Rush – No single or double riders. 3-6 riders, 250 lbs combined weight minimum and 1000 lbs combined weight maximum.

Walhalla Wave – 2-4 riders, 600 lbs combined weight maximum. No single riders.

PHYSICAL RESTRICTIONS

In order to access Ray Rush & Walhalla Wave, guests must meet the following criteria previously defined:

- Ability to maintain proper riding position throughout the ride (1)*
- Ability to hold on with one functioning hand (4)
- Control of upper torso – including head and neck (3)*
- Ability to brace self with one functioning leg (8)
- Ability to enter and exit the ride without endangering self or other (12)*
- Appropriate observed conduct (13)*

Full or braced arm casts, full and lower leg casts, or brace between legs are not permitted. Pad required for wrist or forearm casts and exposed metal on prosthetic devices.

*(*An accompanying supervising companion may assist if they fit the criteria for the category.)*

TAUMATA RACER

If you're looking for the biggest thrill in the park, you've found it. Meet Taumata, a high-speed competitive mat ride where eight racers rip down a staggeringly steep hill, head first.

RIDE ACCESS

Guests using wheelchairs will need to transfer from their wheelchair to ascend or descend the steps of the tower. Maximum water depth is 1 foot.

HEIGHT REQUIREMENT

Riders must be at least 42 inches tall to ride.

RIDE RESTRICTIONS

For your safety, you should experience this attraction only if you are in good health. Guests who know or suspect they may be pregnant, have high blood pressure, heart conditions, neck or back problems, recent surgery or any other impairment or medical condition that may be affected by the features on this attraction or prevent the normal use of this attraction, shall not experience this attraction.

PHYSICAL RESTRICTIONS

In order to access Taumata Racer guests must meet the following criteria previously defined:

- Ability to maintain proper riding position throughout the ride (1)*
- Control of upper torso – including head and neck (3)*
- Ability to hold on with two functioning hands (5)
- Ability to enter and exit the ride without endangering self or other (12)*
- Appropriate observed conduct (13)*

Full or braced arm casts, full and lower leg casts, or brace between legs are not permitted. Pad required for wrist or forearm casts and exposed metal on prosthetic devices.

*(*An accompanying supervising companion may assist if they fit the criteria for the category.)*

KARE KARE CURL

Meet Kare Kare Curl a 2 person ride. Riders will dispatch into an enclosed water ride flume that then enters the first TornadoWAVE feature before sliding high up the equator line, where riders achieve a "Zero Gravity" rider position that is perpendicular to the ground. Then riders speed down the face of TornadoWAVE into an enclosed flume and transition into a shallow runoff

RIDE ACCESS

Guests using wheelchairs will need to transfer from their wheelchair to ascend or descend the steps of the tower. Maximum water depth is 18 inches.

HEIGHT REQUIREMENT

Riders must be at least 48 inches tall to ride. Individual riders may not exceed 250 pounds. Total cumulative weight cannot exceed 400 pounds. No single riders.

RIDE RESTRICTIONS

For your safety, you should experience this attraction only if you are in good health. Guests who know or suspect they may be pregnant, have high blood pressure, heart conditions, neck or back problems, recent surgery or any other impairment or medical condition that may be affected by the features on this attraction or prevent the normal use of this attraction, shall not experience this attraction.

PHYSICAL RESTRICTIONS

In order to access KareKare Curl guests must meet the following criteria previously defined:

Ability to maintain proper riding position throughout the ride (1)*

- Control of upper torso – including head and neck (3)*
- Ability to hold on with two functioning hands(5)
- Ability to enter and exit the ride without endangering self or other (12)*
- Ability to brace self with one functioning leg (8)
- Appropriate observed conduct (13)*

Full or braced arm casts, full and lower leg casts, or brace between legs are not permitted. Pad required for wrist or forearm casts and exposed metal on prosthetic devices.

*(*An accompanying supervising companion may assist if they fit the criteria for the category.)*